



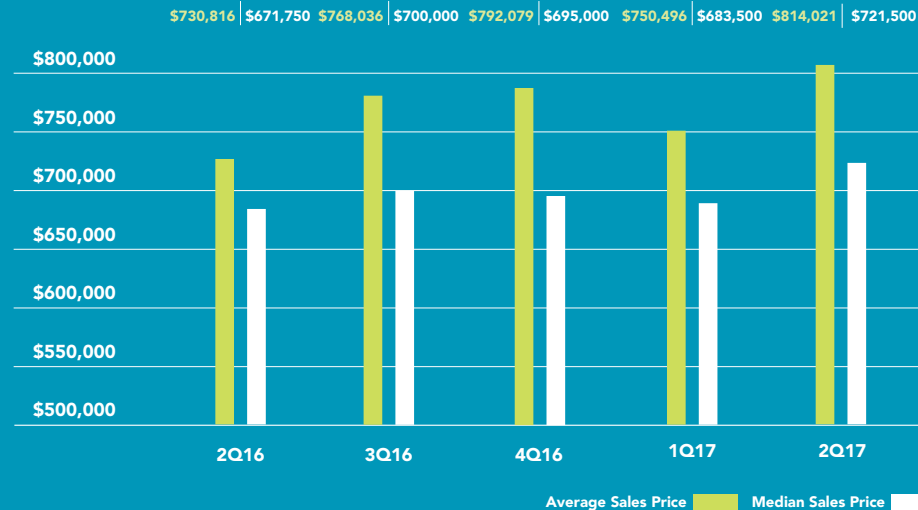
# Hoboken

## ALL APARTMENTS

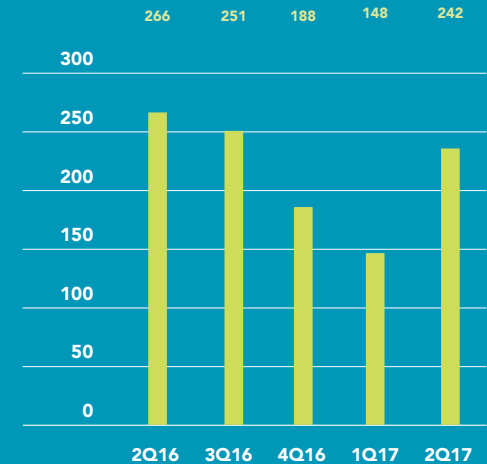
The average sale price of Hoboken apartment sales reached \$814,000, an increase of 11%. The median sale price also rose ending at \$721,500 or 7% higher than prior year.

There were 9% fewer closed sales with 242 closings versus 266 during prior year. Apartments spent an average of 19 days on market with sellers gaining 101% of asking prices.

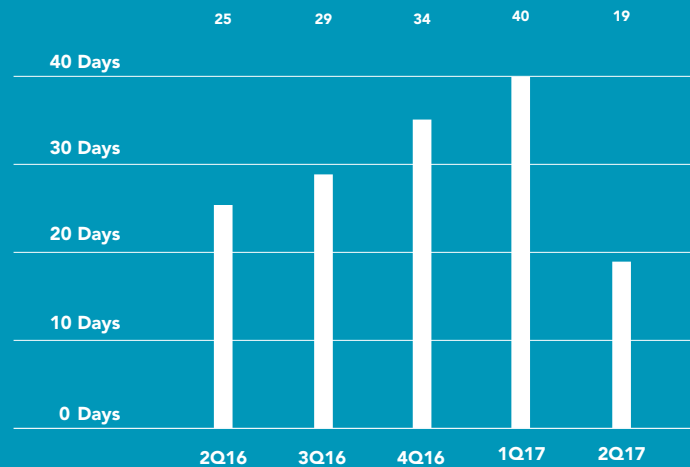
### AVERAGE AND MEDIAN SALES PRICE



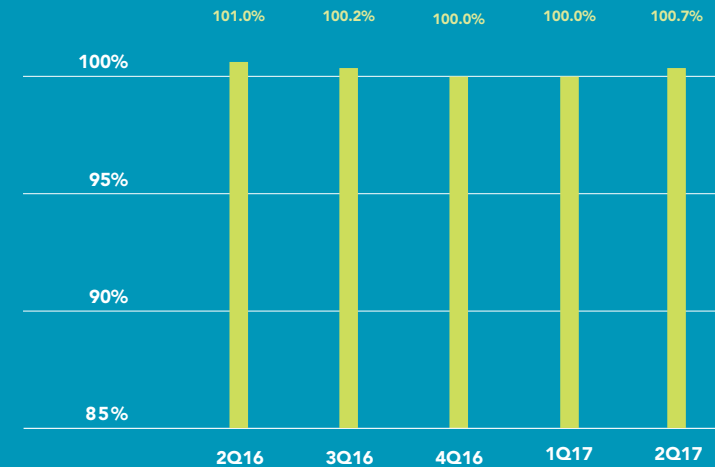
### NUMBER OF SALES



### TIME ON THE MARKET



### ASKING VS. SELLING PRICE



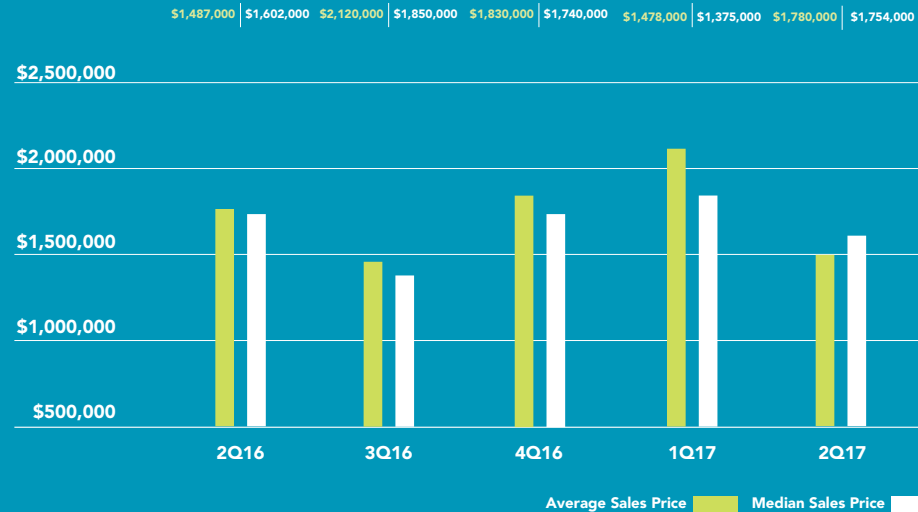
# Hoboken

## TOWNHOUSES (1-4 UNITS)

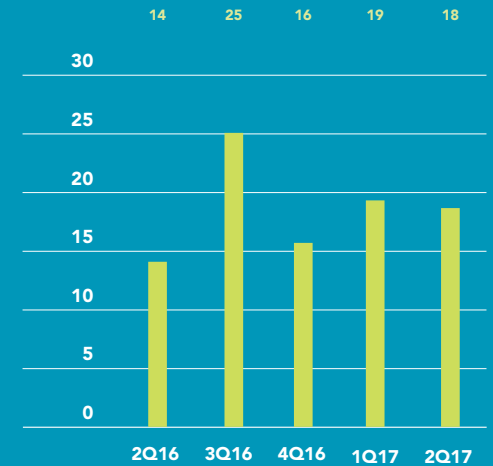
The average sale price of Hoboken townhouses reached \$1,780,000, an increase of 20% over prior year. The median sale price ended at \$1,754,000, a 9% gain.

There were 18 closed sales this period with an average of 23 days on market and sellers receiving 98% of asking price.

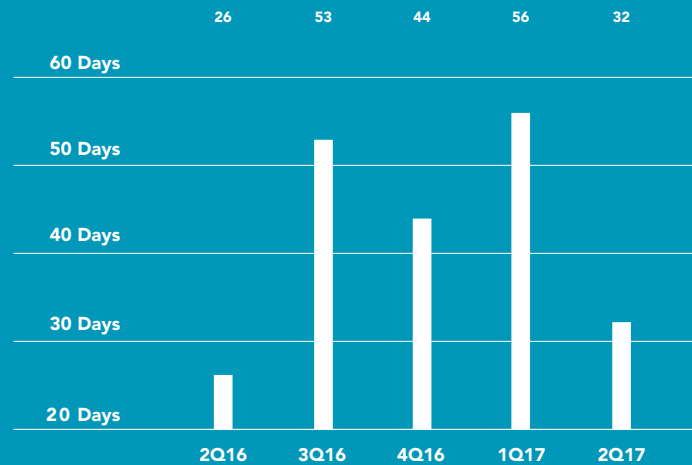
### AVERAGE AND MEDIAN SALES PRICE



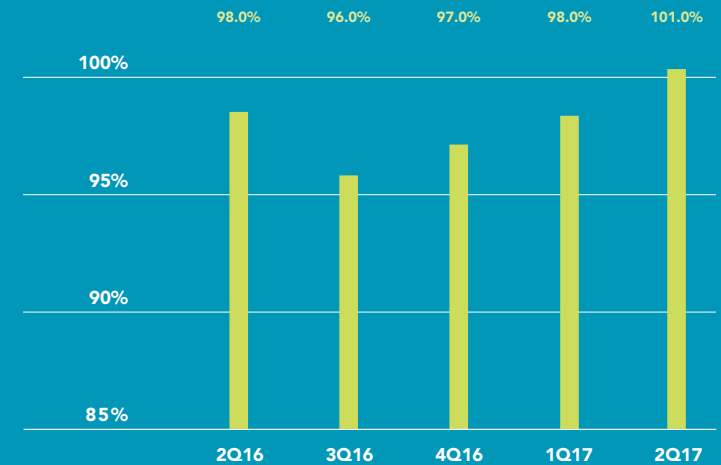
### NUMBER OF SALES



### TIME ON THE MARKET



### ASKING VS. SELLING PRICE



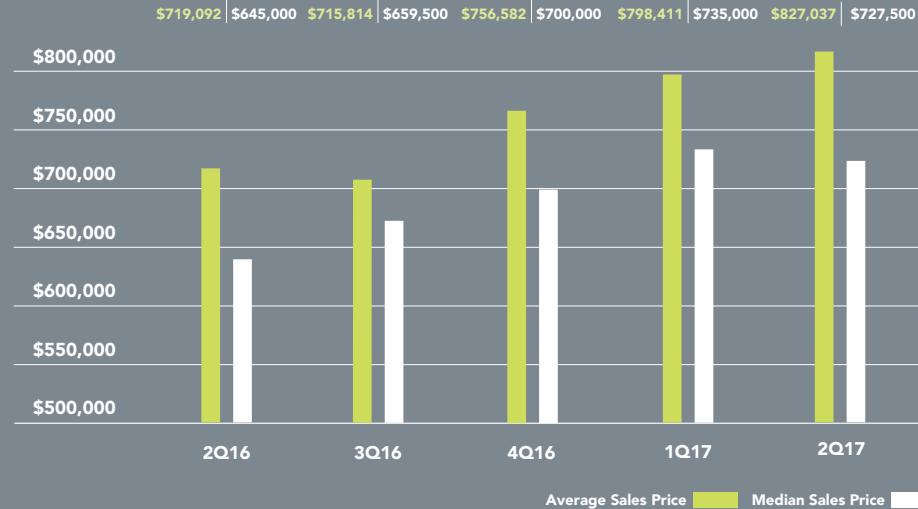
# Downtown Jersey City

## ALL APARTMENTS

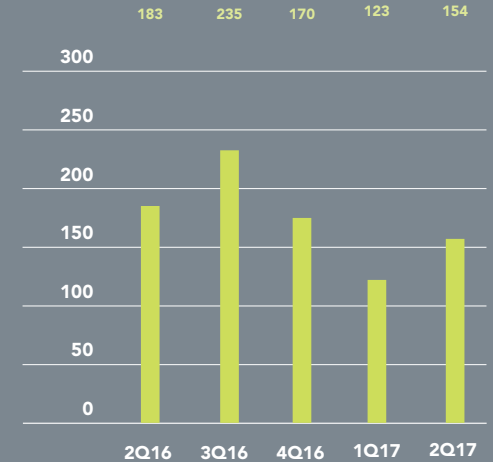
Apartments in Downtown Jersey City fetched an average of \$827,000 during the first quarter of 2017, an 15% improvement from last year. The median price rose 13% to \$727,500 during this time.

The number of sales fell 16% compared to 2016's first quarter, and sellers received 100% of their asking price with an average of 23 days on market.

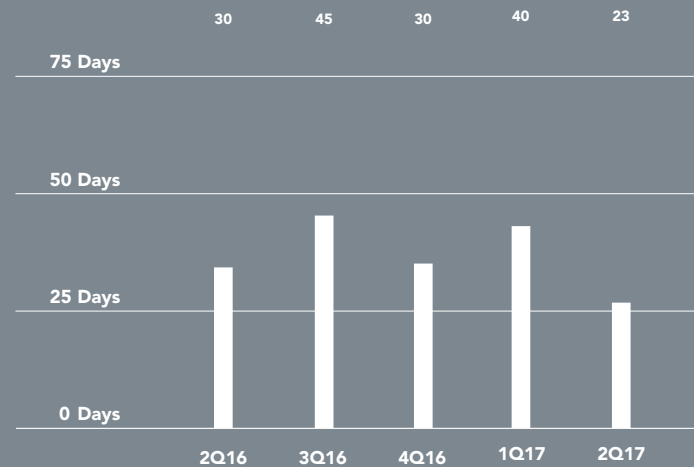
### AVERAGE AND MEDIAN SALES PRICE



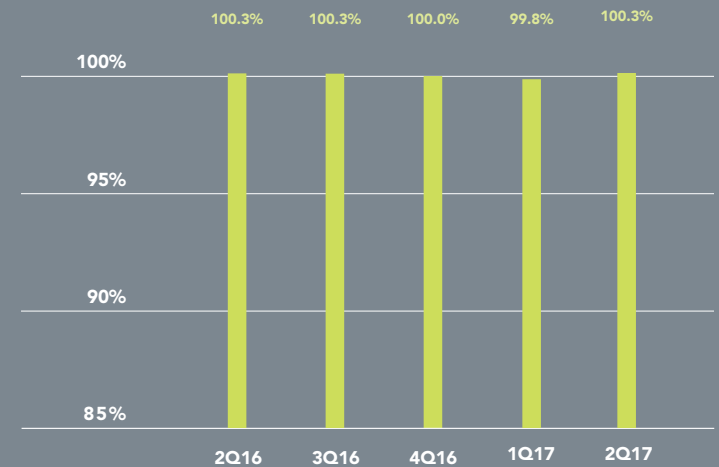
### NUMBER OF SALES



### TIME ON THE MARKET



### ASKING VS. SELLING PRICE



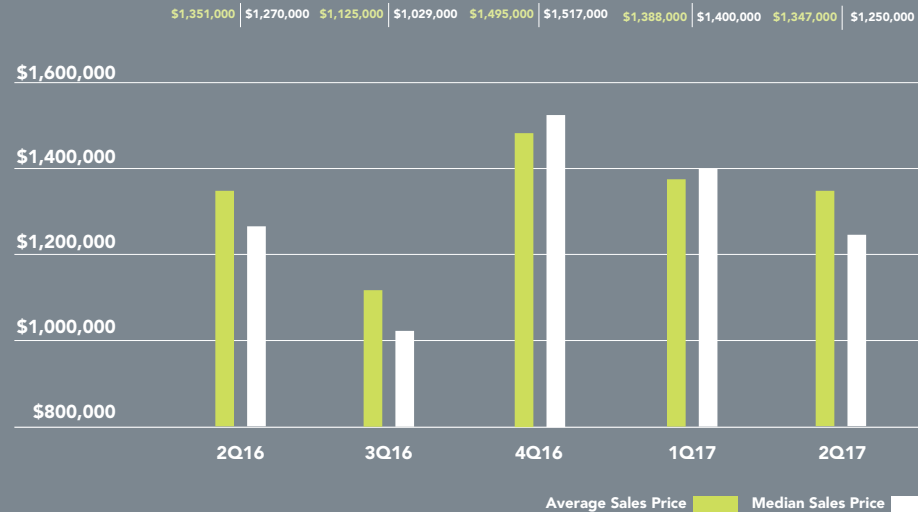
# Downtown Jersey City

## TOWNHOUSES (1-4 UNITS)

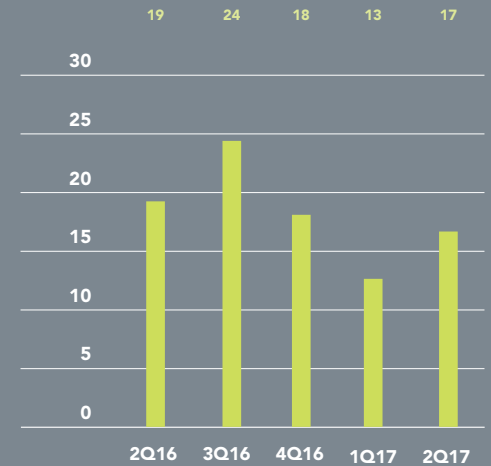
The average sale price of Downtown Jersey City townhouses was \$1,347,000 this quarter, essentially equal with prior year. The median sale price ended at \$1,250,000, a slight 2% decline from last year.

There were 17 closed sales this period with an average of 52 days on market and sellers receiving 95% of asking price.

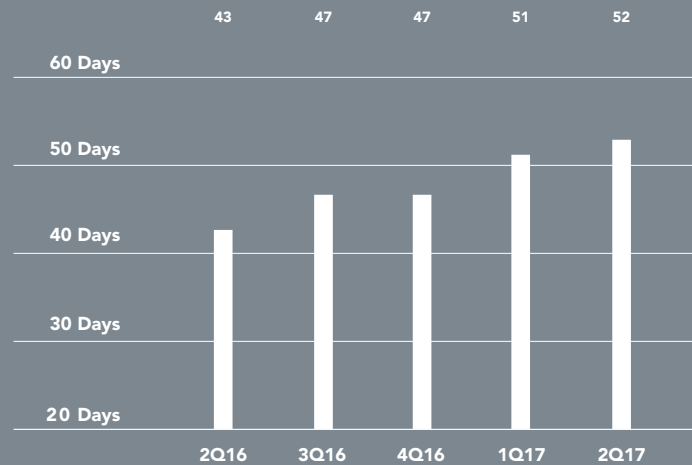
### AVERAGE AND MEDIAN SALES PRICE



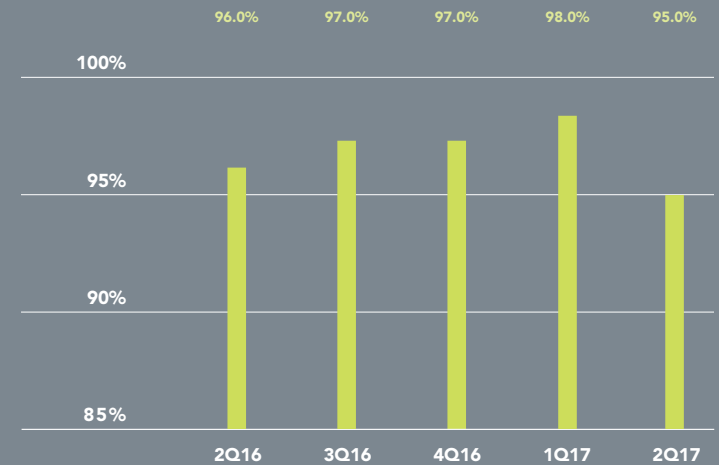
### NUMBER OF SALES



### TIME ON THE MARKET



### ASKING VS. SELLING PRICE







## OFFICES

### MANHATTAN PARK AVENUE

499 Park Avenue  
New York, NY 10022  
212.734.0010

### EAST SIDE

770 Lexington Avenue  
New York, NY 10065  
212.317.7800

### WEST SIDE

408 Columbus Avenue  
New York, NY 10024  
212.769.3000

### VILLAGE

831 Broadway  
New York, NY 10003  
212.381.6500

### SOHO

451 West Broadway  
New York, NY 10012  
212.381.4200

### HARLEM

2169 Frederick Douglass Boulevard  
New York, NY 10026  
212.381.2570

### WASHINGTON HEIGHTS

819 West 187th Street  
New York, NY 10033  
212.381.2452

### RIVERDALE

**RIVERDALE JOHNSON**  
3531 Johnson Avenue  
Riverdale, NY 10463  
718.878.1700

### RIVERDALE MOSHOLU

5626 Mosholu Avenue  
Riverdale, NY 10471  
718.549.4116

### BROOKLYN BROOKLYN HEIGHTS

122 Montague Street  
Brooklyn, NY 11201  
718.613.2000

### NORTH SLOPE

76 Seventh Avenue  
Brooklyn, NY 11217  
718.399.2222

### PARK SLOPE

160 7th Avenue  
Brooklyn, NY 11215  
718.878.1960

### COBBLE HILL

162 Court Street  
Brooklyn, NY 11201  
718.613.2020

### BEDFORD STUYVESANT

316 Stuyvesant Avenue  
Brooklyn, NY 11233  
718.613.2800

### BEDFORD STUYVESANT

1191 Bedford Avenue  
Brooklyn, NY 11216  
N/A

### SOUTH SLOPE

1214 8th Avenue  
Brooklyn, NY 11215  
718.878.1888

### FORT GREENE

725 Fulton Street  
Brooklyn, NY 1127  
718.613.2800

### HUDSON VALLEY HUDSON

526 Warren Street  
Hudson, NY 12534  
518.828.0181

### CONNECTICUT DARIEN

671 Boston Post Road  
Darien, CT 06820  
203.655.1418

### NEW CANAAN - ELM STREET

183 Elm Street  
New Canaan, CT 06840  
203.966.7800

### NEW CANAAN - SOUTH AVENUE

6 South Avenue  
New Canaan, CT 06840  
203.966.7772

### ROWAYTON

140 Rowayton Avenue  
Rowayton, CT 06853  
203.655.1418

### GREENWICH

125 Mason Street  
Greenwich, CT 06830  
203.869.8100

### STAMFORD

1099 High Ridge Road  
Stamford, CT 06905  
203.329.8801

### WESTPORT

379 Post Road East  
Westport, CT 06880  
203.221.0666

### WILTON

21 River Road  
Wilton, CT 06897  
203.762.8118

### QUEENS

**LONG ISLAND CITY**  
47-12 Vernon Boulevard  
Queens, NY 1110  
718.878.1800

### NEW JERSEY HOBOKEN

200 Washington Street  
Hoboken, NJ 07030  
201.478.6700

### MONTCLAIR

635 Valley Road,  
Montclair, NJ 07030  
973.744.6033

### HAMPTONS

#### EAST HAMPTON

2 Newtown Lane  
East Hampton, NY 11937  
631.324.6100

#### SOUTHAMPTON

31 Main Street  
Southampton, NY 11968  
631.283.2883

### CORPORATE

#### COMMERCIAL SALES

770 Lexington Avenue  
New York, NY 10065  
212.381.3208

#### DEVELOPMENT MARKETING

445 Park Avenue  
New York, NY 10022  
212.521.5703

#### GLOBAL SERVICES

770 Lexington Avenue  
New York, NY 10065  
212.381.6521

#### MANAGEMENT COMPANY

770 Lexington Avenue, 7th floor  
New York, NY, 10065  
212.508.7272

Halstead Property, LLC.

Data is sourced from  
the Hudson County MLS.

©2017 by Halstead Property New Jersey, LLC. All Rights Reserved. This information may not be copied, commercially used or distributed without Halstead Property's prior consent. While information is believed true, no guaranty is made of accuracy.



Cover Property Web# 16512571

Visit [halstead.com](http://halstead.com) for access to all of our reports, listings, neighborhood information and more.